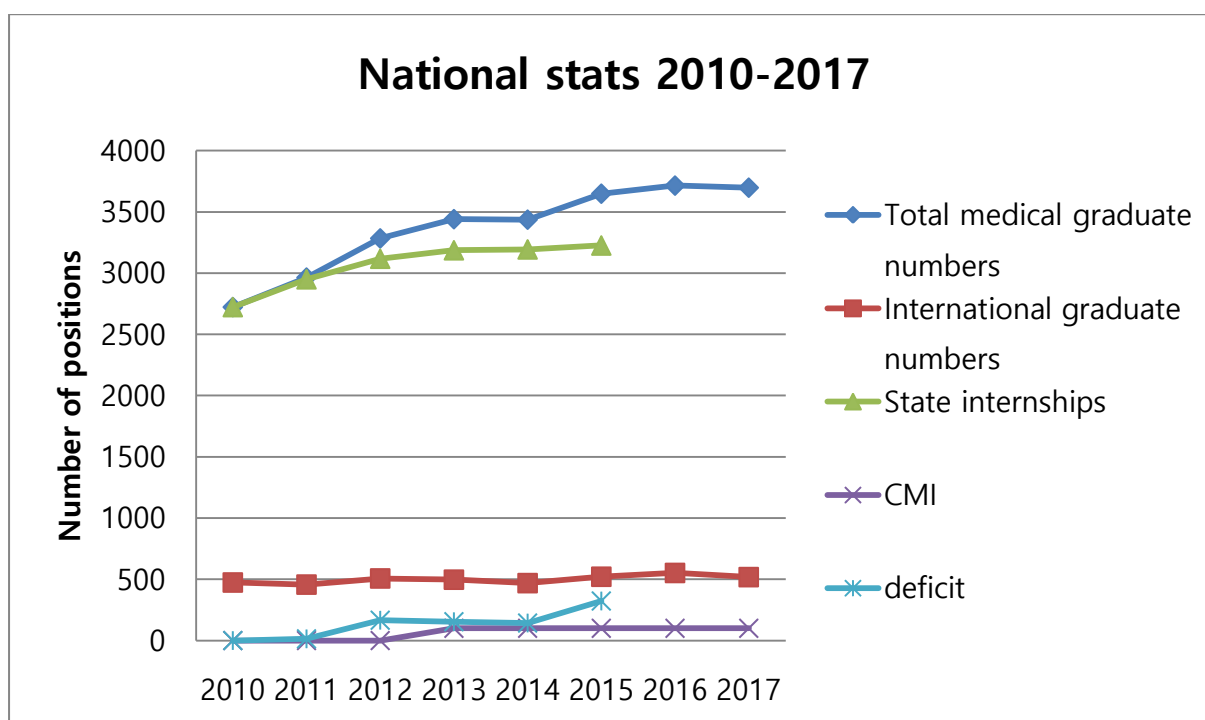


## UMMSS INTERNATIONAL REPORT 2016

### 1. Nationwide internship statistics from the 2016 AMSA report:

- “Despite our significant concerns about South Australia, **there was an increase in internships in South Australia covering for every graduating domestic student**. However this **situation is looking particularly grim international students this year, once again even with the renewal of the CMI program**.
- We predict that there will be a similar **deficit of 323 students**, who will be unable to get an internship in Australia.
- The numbers of graduates and internship positions from the most recent Medical Training Review Panel Report are still looking bad however over the coming 4 years they are **not predicted to worsen.**”

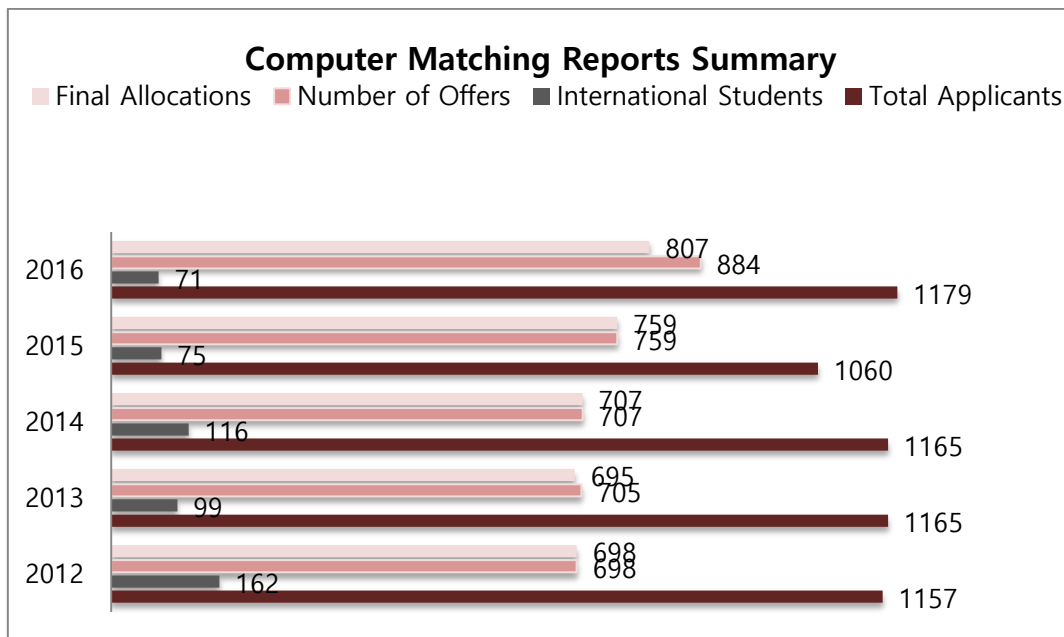
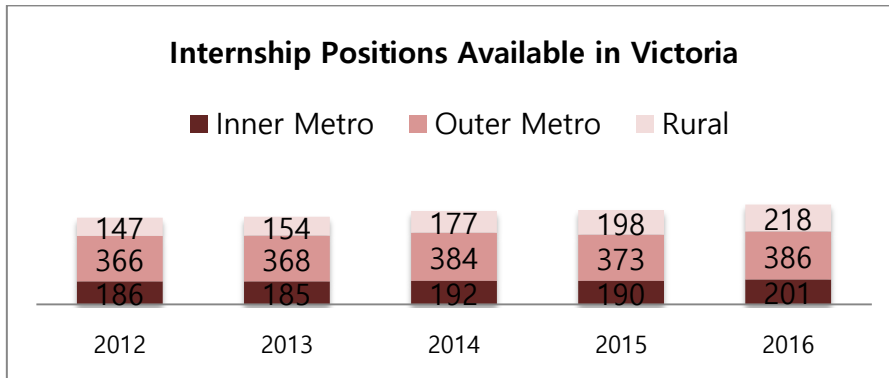
Graduating Year	Total Medical Graduate Numbers	International Graduate Numbers	State Internships	CMI	Deficit
2017	3698	518	-	100	-
2016	3715	552	-	100	-
2015	3649	521	3226	100	323
2014	3437	469	3194	100	143
2013	3441	497	3187	100	154
2012	3284	507	3118	0	166
2011	2964	457	2950	0	14
2010	2723	474	2723	0	0



Whilst the total medical graduate number is increasing, the number of state internships has not increased to the same extent, having a significant impact on the internship deficits. Although the number of international students has stayed stable, due to the increased total medical graduate, **more international students are missing out on internships who are prioritized below domestic students in all states**. This renders international students' medical degree and its approximate \$300,000+ investment **useless**, as internship is mandatory for the registration as a medical doctor and to practice.

## UMMSS INTERNATIONAL REPORT 2016

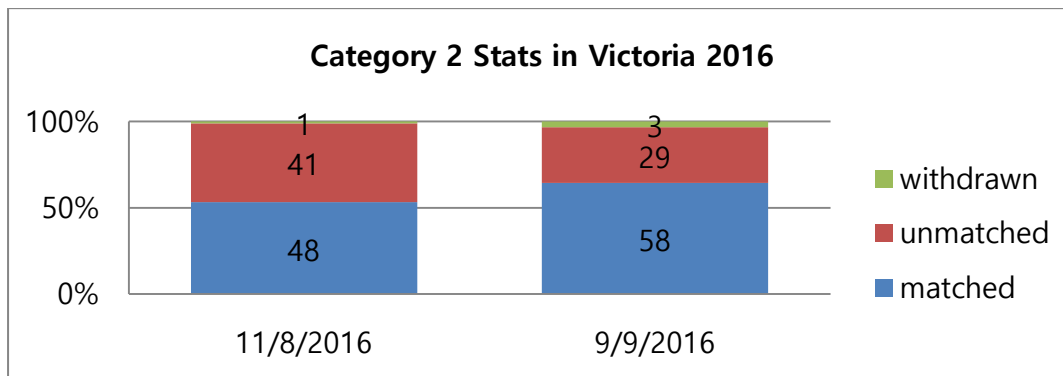
### 2. Trend in Victorian Internship: PMCV 2012-2016 report summaries



### 3. Victoria Internship Statistics 2016 (n=90)

In 2016, category 2 candidates included:

- International students from Victoria (n=83)
- Special consideration Interstate domestic students (n=7)
- Unknown detailed data as to whom got matched or unmatched

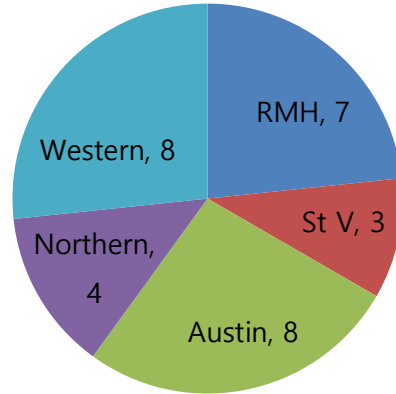


Round 2 offers for international students came out on 11 Aug 2016. Further offers for the unmatched category 2 students through Round 3 offers (where category 3 & unmatched category 2 are in the same pool for the match) were recorded till 9 Sep 2016.

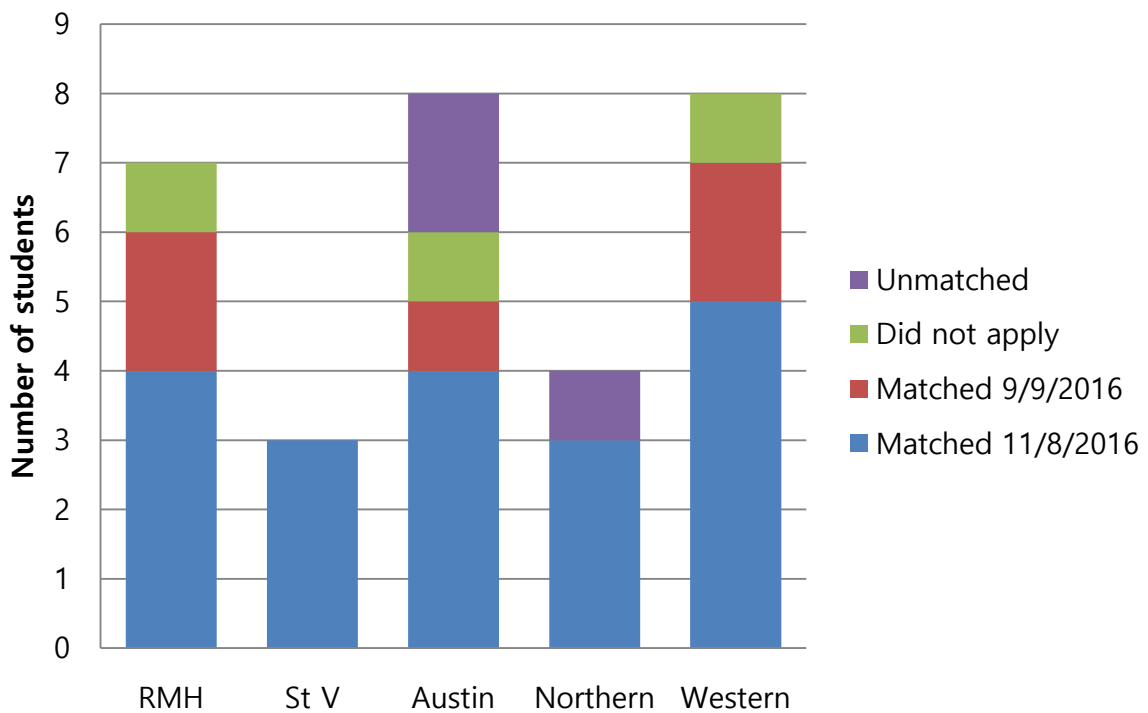
**I.e. 65% matched, 32% unmatched, 3% withdrawn as of 9/9/2016.**

4. Melbourne University Internship Statistics

No. of International students (MD4) at Melbourne University (n=30)



Melbourne University Category 2 Stats (n=30)



I.e. 80% matched, 10% did not apply & 10% unmatched as of 9/9/16

From the 63% of international medical students of Melbourne University (n=19 out of 30) who completed a separate survey on internship outcomes:

- Most (47.37%) applied to 16-20 health services, whereas 26.32% applied to more than 20.
- 78.95% of the survey participants were matched on Round Offer 2 (11/8/16)
- 42.11% got their 1<sup>st</sup> preference
- 63.16% got their top 4 preference
- 94.74% had back up plans which included interstate, Singapore and CMI.

## UMMSS INTERNATIONAL REPORT 2016

### 5. Ethical Recruitment of International Students Survey results

- **12.5% of international students reported being informed of the 10-year moratorium** on practice prior to admission, while 96% were informed of the internship crisis
- 67% of international students received no figures estimating their chances of obtaining an internship following graduation
- **94% of international students do NOT believe universities do their best to notify potential students of the internship shortfall and of the 10-year moratorium**
- 53% of international students would have altered their decision to study medicine in Australia had they been provided more information
- **73% would NOT recommend enrollment in Australian medical schools to others given the current career prospects**

#### **Disclaimer:**

This document was prepared to inform current international Doctor of Medicine students about results of Round 2 offer released on the 11 Aug 2016 and further offers since the match until 9 Sep 2016. The information contained in this document has been collected to the best of the ability of the International student subcommittee at the time of its release. The numbers here do not represent the final outcome for the 2016-2017 PMCV internship matching process, neither do they represent future outcomes or predict future trends.

We sincerely thank the MD4 international students who have kindly responded to us via the survey and through personal communications. Your responses have contributed to the knowledge of this issue amongst the students of the subsequent year levels.