

# Internship statistics 2016

International Subcommittee

UMMSS



# DISCLAIMER

This document was prepared to inform current international Doctor of Medicine students about results of Round 2 offer released on the 11 Aug 2016. The information contained in this document have been collected to the best of the ability of the International student subcommittee at the time of its release. The numbers here do not represent the final outcome for the 2016-2017 PMCV internship matching process, neither do they represent future outcomes or predict future trends.

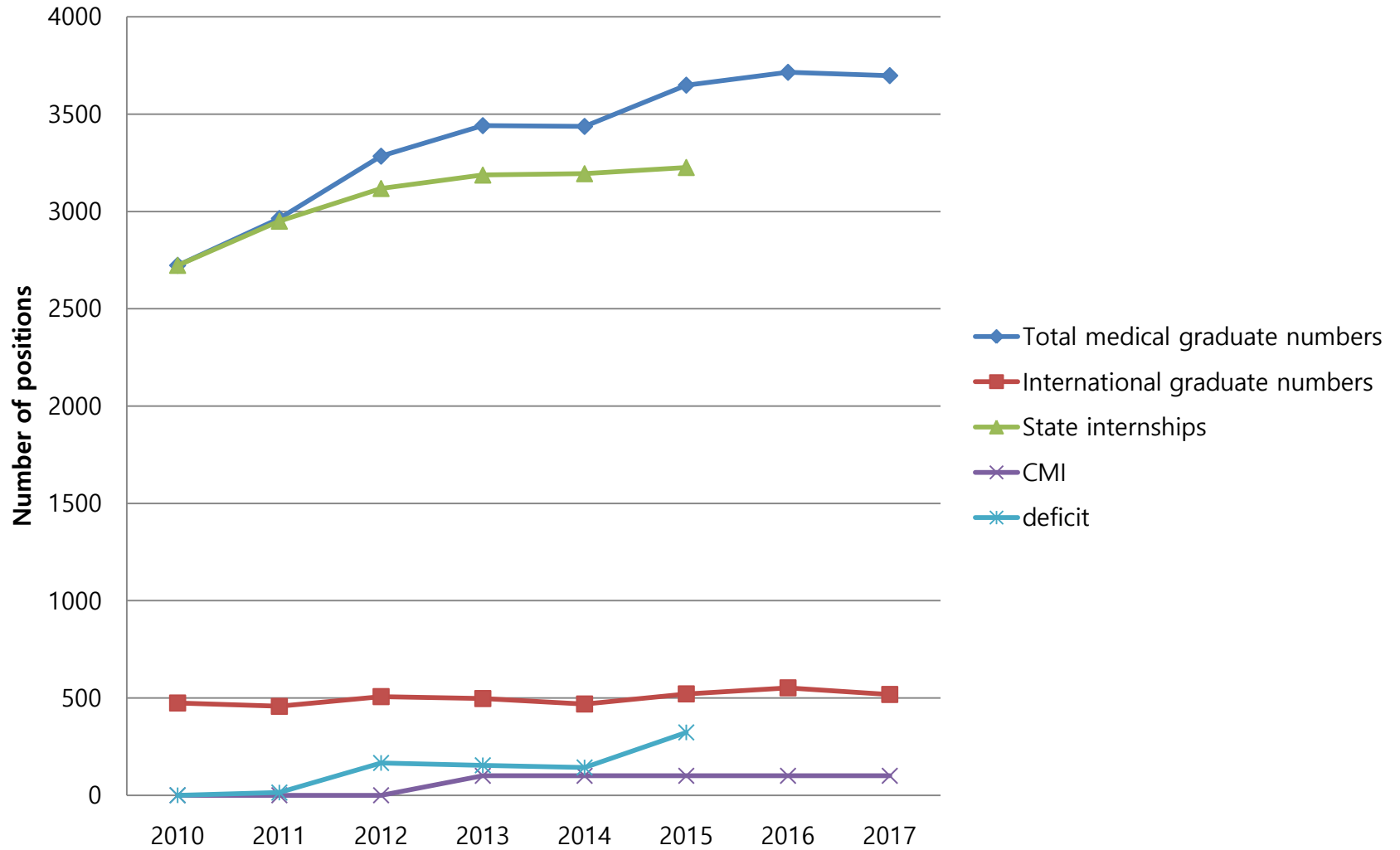
We sincerely thank the MD4 international students who have kindly responded to us via the survey and through personal communications. Your responses have contributed to the knowledge of this issue amongst the students of the subsequent year levels.

# Nation wide

- Despite our significant concerns about South Australia, there was an increase in internships in South Australia covering for every graduating domestic student. However this situation is looking particularly grim international students this year, once again even with the renewal of the CMI program.
- We predict that there will be a similar **deficit of 323 students**, who will be unable to get an internship in Australia.
- The numbers of graduates and internship positions from the most recent Medical Training Review Panel Report are still looking bad however over the coming 4 years they are **not predicted to worsen**.

Graduating Year	Total Medical Graduate Numbers	International Graduate Numbers	State Internships	CMI	Deficit
2017	3698	518	-	100	-
2016	3715	552	-	100	-
2015	3649	521	3226	100	323
2014	3437	469	3194	100	143
2013	3441	497	3187	100	154
2012	3284	507	3118	0	166
2011	2964	457	2950	0	14
2010	2723	474	2723	0	0

# National stats 2010-2017



# AMSA's support

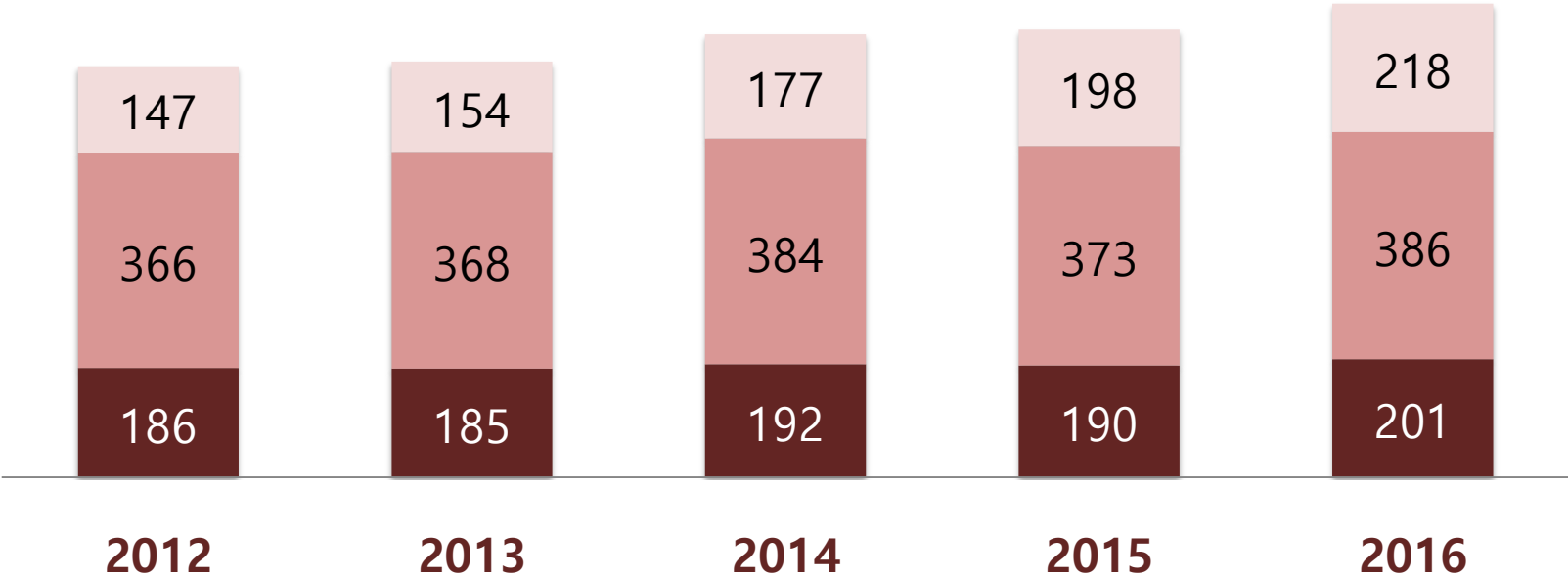
- Internship crisis:  
<https://www.amsa.org.au/advocacy/internship-crisis/>
- International Student Network Internship support:  
<https://amsaorgau.wufoo.com/forms/zka4smt1scg8w9/>
- Medical Training Review Panel publications:  
<http://www.health.gov.au/internet/main/publishing.nsf/Content/work-pubs-mtrp>

# Trend in Victoria

# PMCV 2012-2016 report summaries

## Internship Positions Available in Victoria


■ Inner Metro ■ Outer Metro ■ Rural



Slide credit: Nicolas Suputro

# Computer Matching Reports Summary

Final Allocations   Number of Offers   International Students   Total Applicants

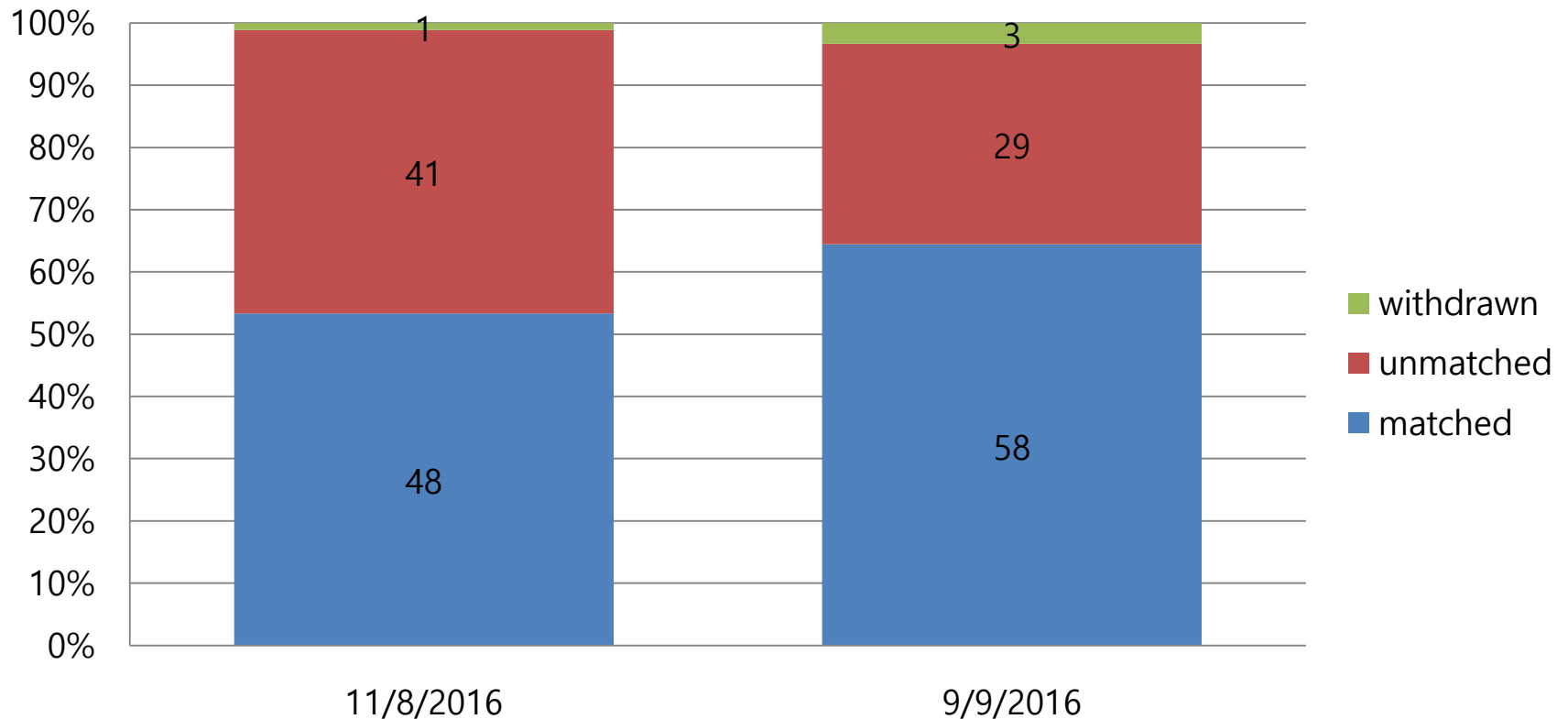


Slide credit: Nicolas Suputro



# Victoria's stats (n=90)

## Category 2 Stats in Victoria 2016



**I.e. 65% matched, 32% unmatched, 3% withdrawn as of 9/9/2016.**

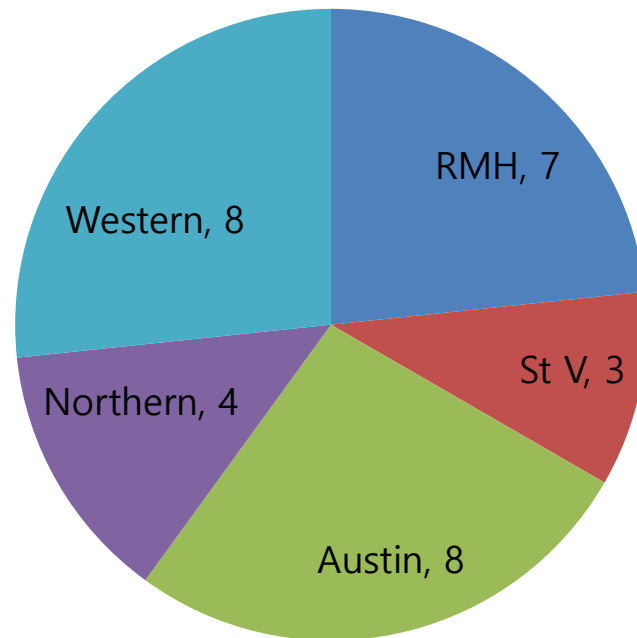
# Who's in category 2?

In 2016:

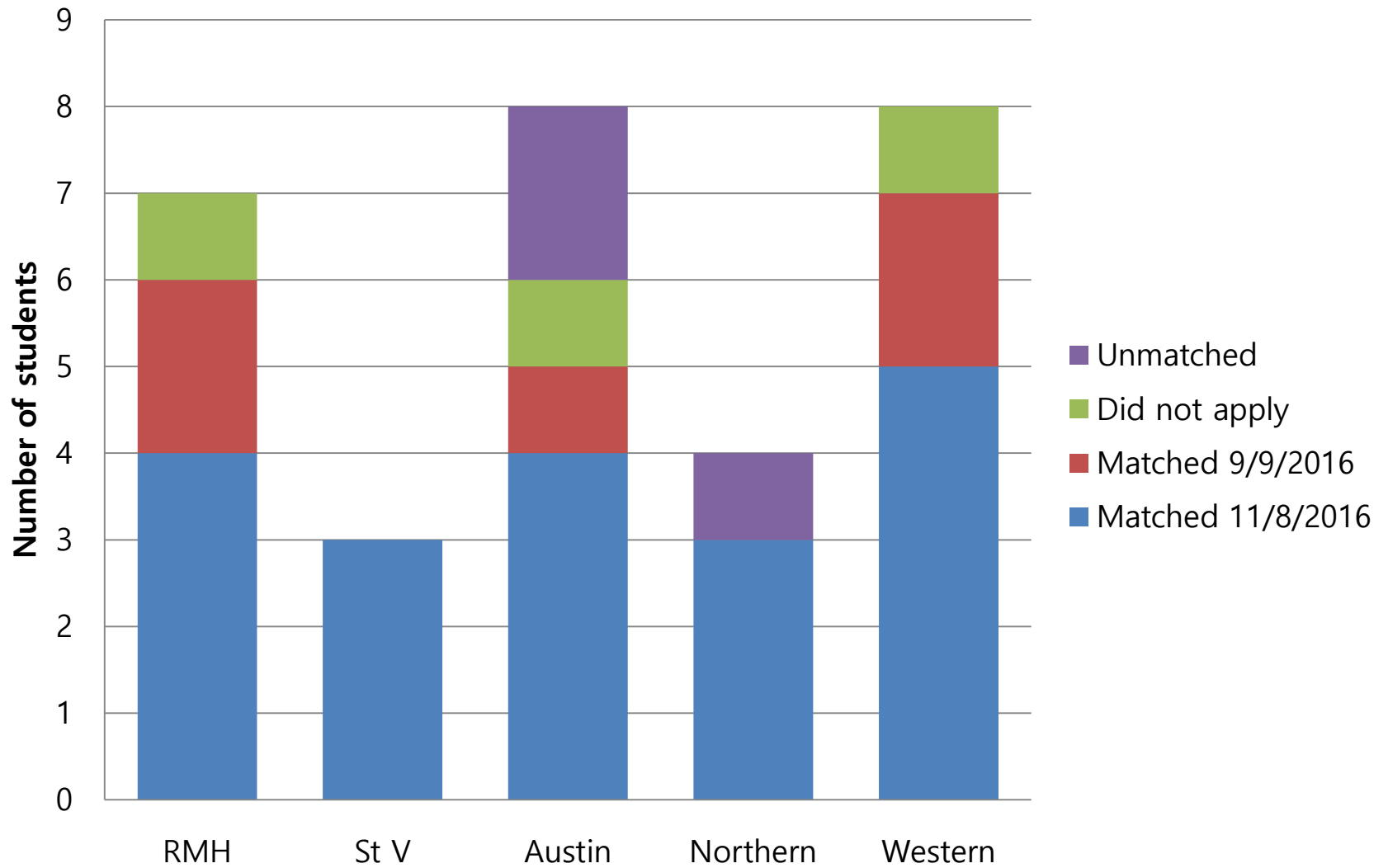
- International students from Victoria (n=83)
- Special consideration Interstate domestic students (n=7)
- Unknown detailed data as to whom got matched or unmatched

# Melbourne Uni Stats

**No. of International students (MD4) at  
Melbourne University (n=30)**



## Melbourne University Category 2 Stats (n=30)



**I.e. 80% matched, 10% did not apply & 10% unmatched as of 9/9/16**

# Breakdown by Clinical schools

# RMH

- Total = 7
- 11/8/16:
  - 2 RMH, 1 St V, 1 Albury Wodonga
- 9/9/16:
  - 1x Northern, 1x RMH
  - 1 x not applied
- Unmatched: 0

# St V's

- Total = 3
- 11/8/16:
  - 1 Albury, 1 Ballarat, 1 St V
- 9/9/16:
  - None
- Unmatched: 0

# Austin

- Total = 8
- 11/8/16:
  - 1 Austin, 2 Ballarat, 1 Wangaratta
- 9/9/16:
  - 1x Austin
  - (1x apply to Canada/did not apply in Australia)
- Unmatched: 2



# Northern

- Total = 4
- 11/8/16:
  - 1 Northern, 1 Western, 1 Bendigo
- 9/9/16:
  - None
- Unmatched: 1

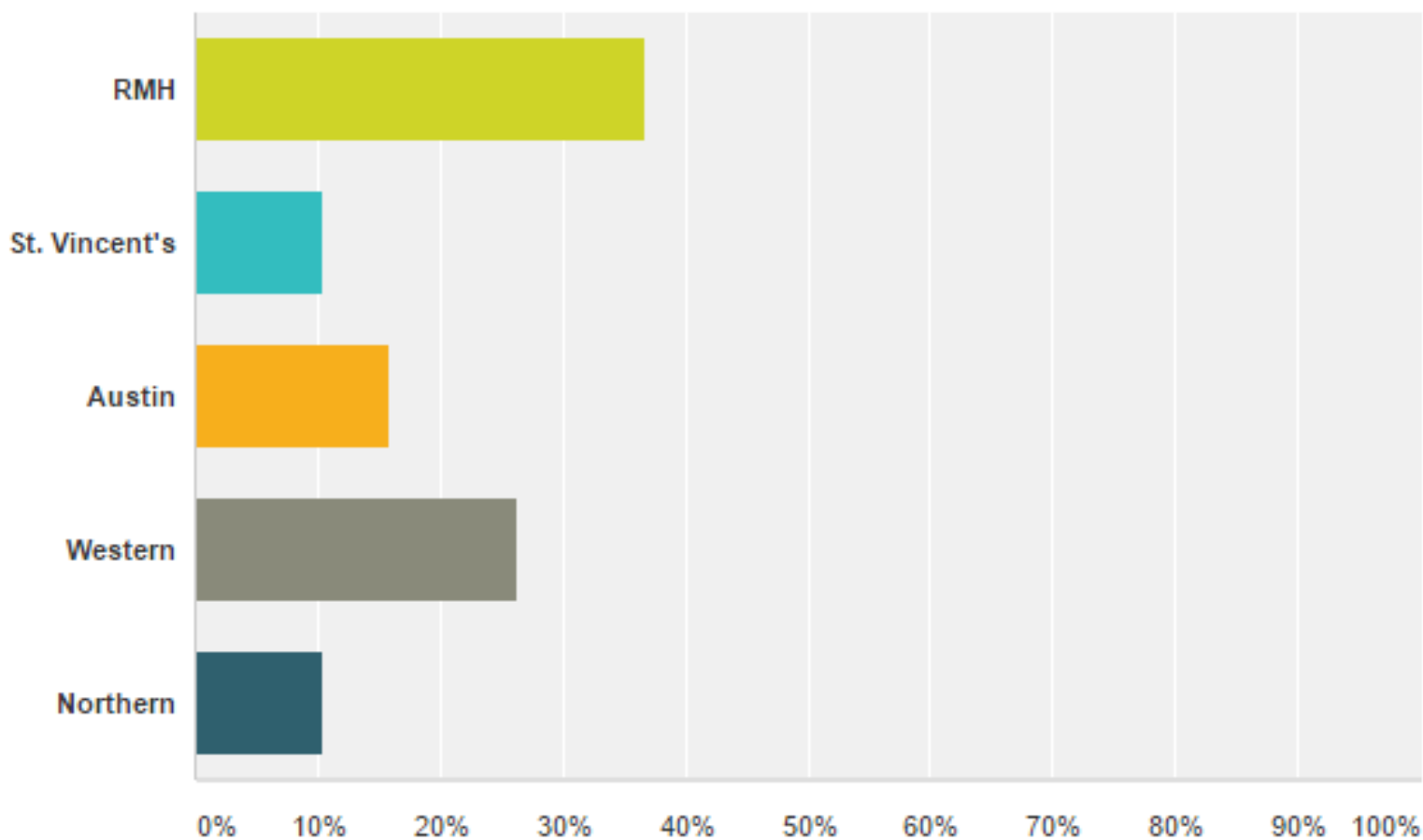
# Western

- Total = 8
- 11/8/16:
  - 3 Western, 1 Echuca, 1 East Gippsland
- 9/9/16:
  - 2x Western
  - 1 x Singapore
- Unmatched: 0

Survey results (n=19 out of 30)

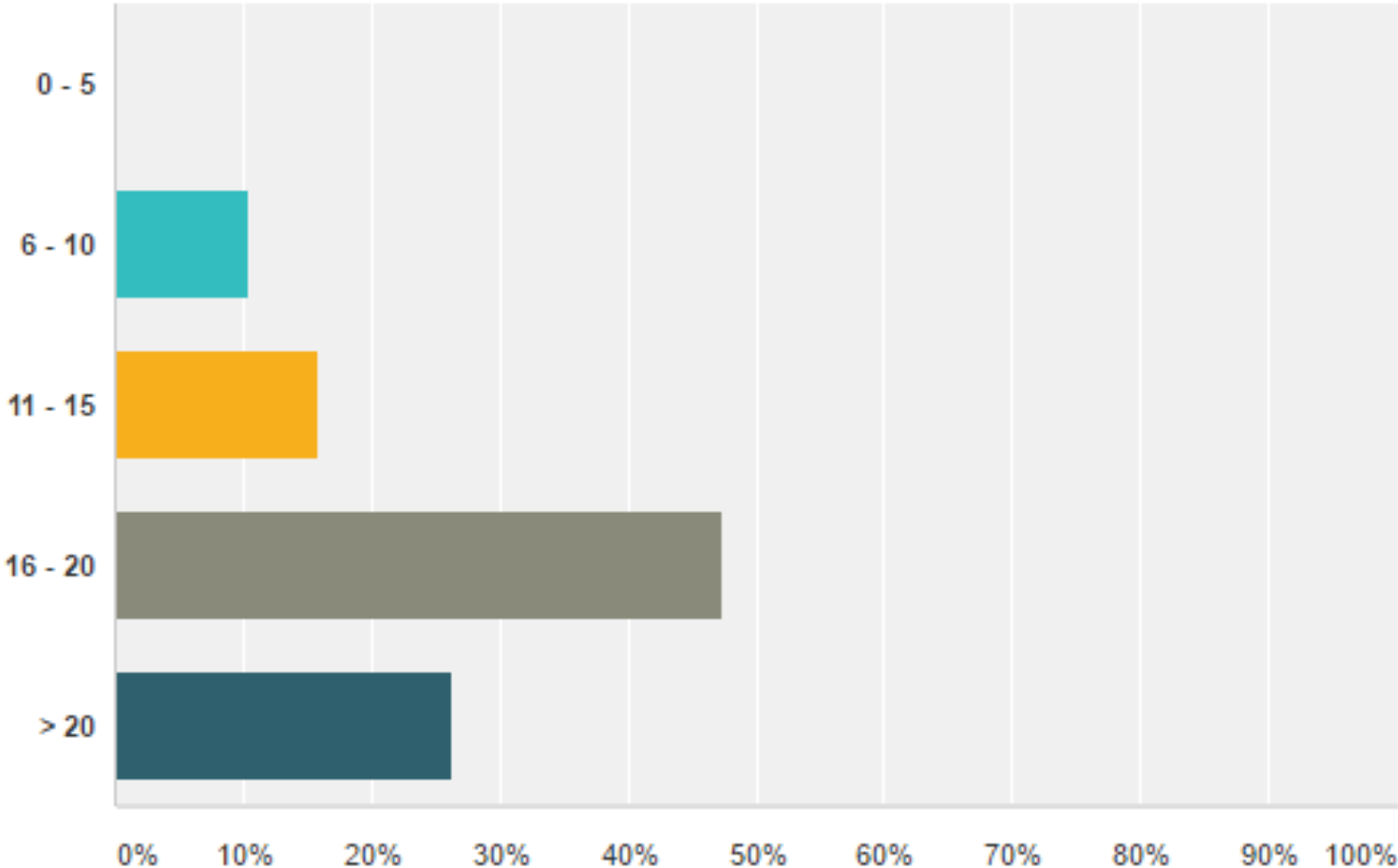
# What is your clinical school?

Answered: 19 Skipped: 0

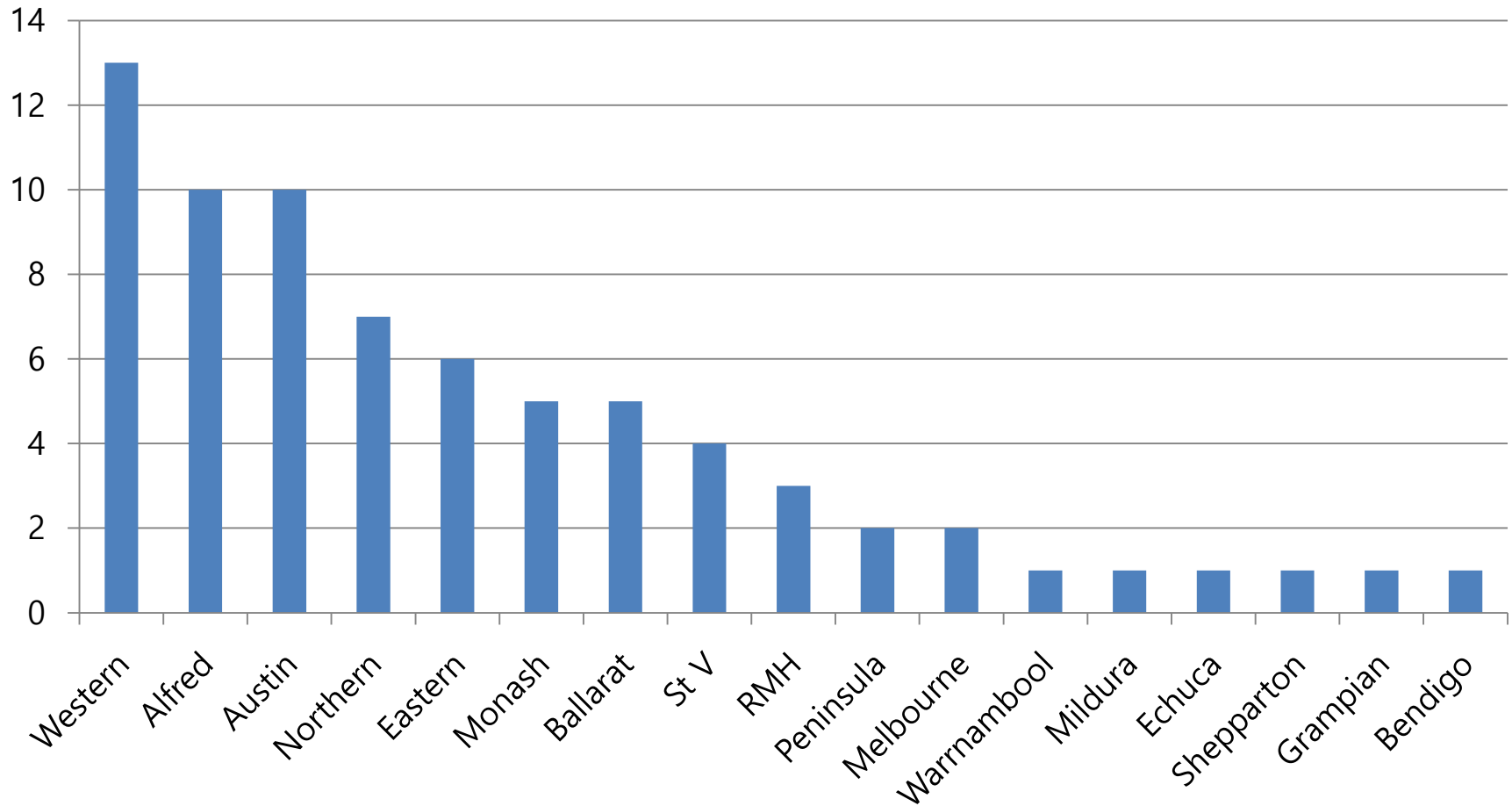


# How many health services did you apply to?

Answered: 19 Skipped: 0

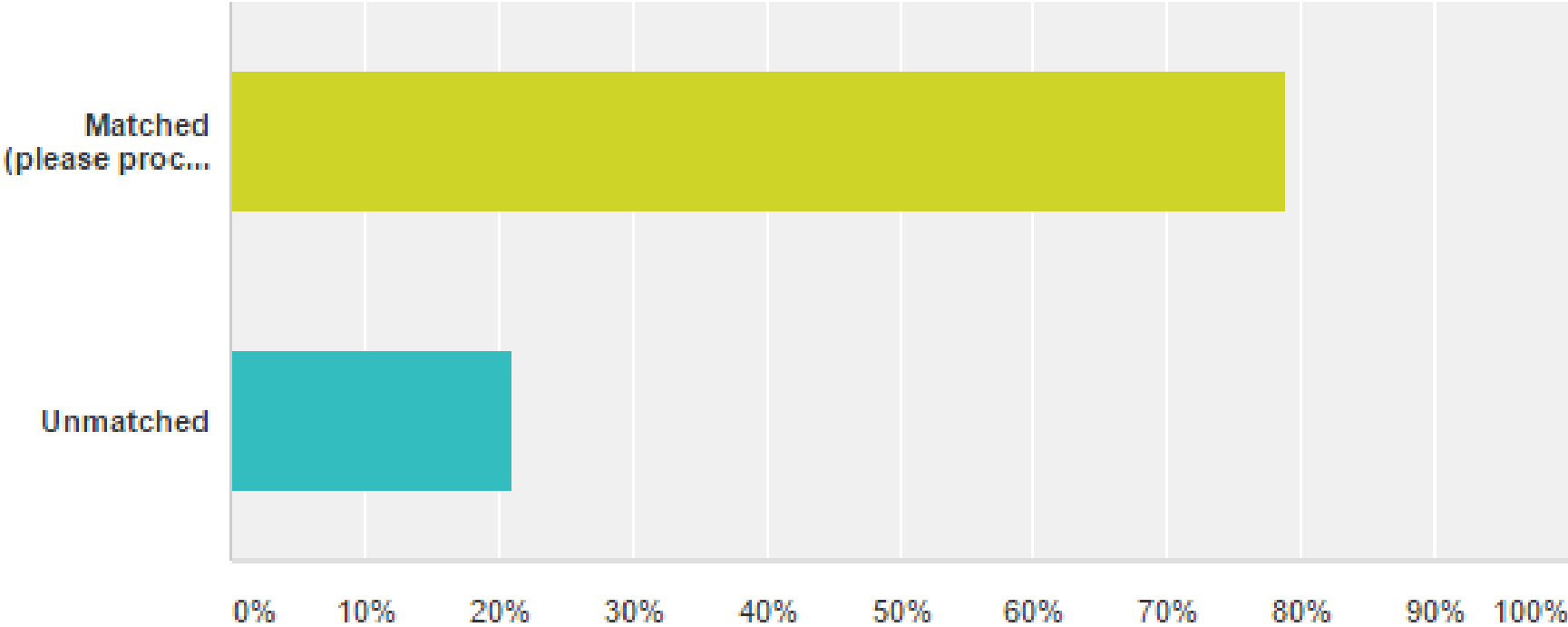


# Top 4 health services applied



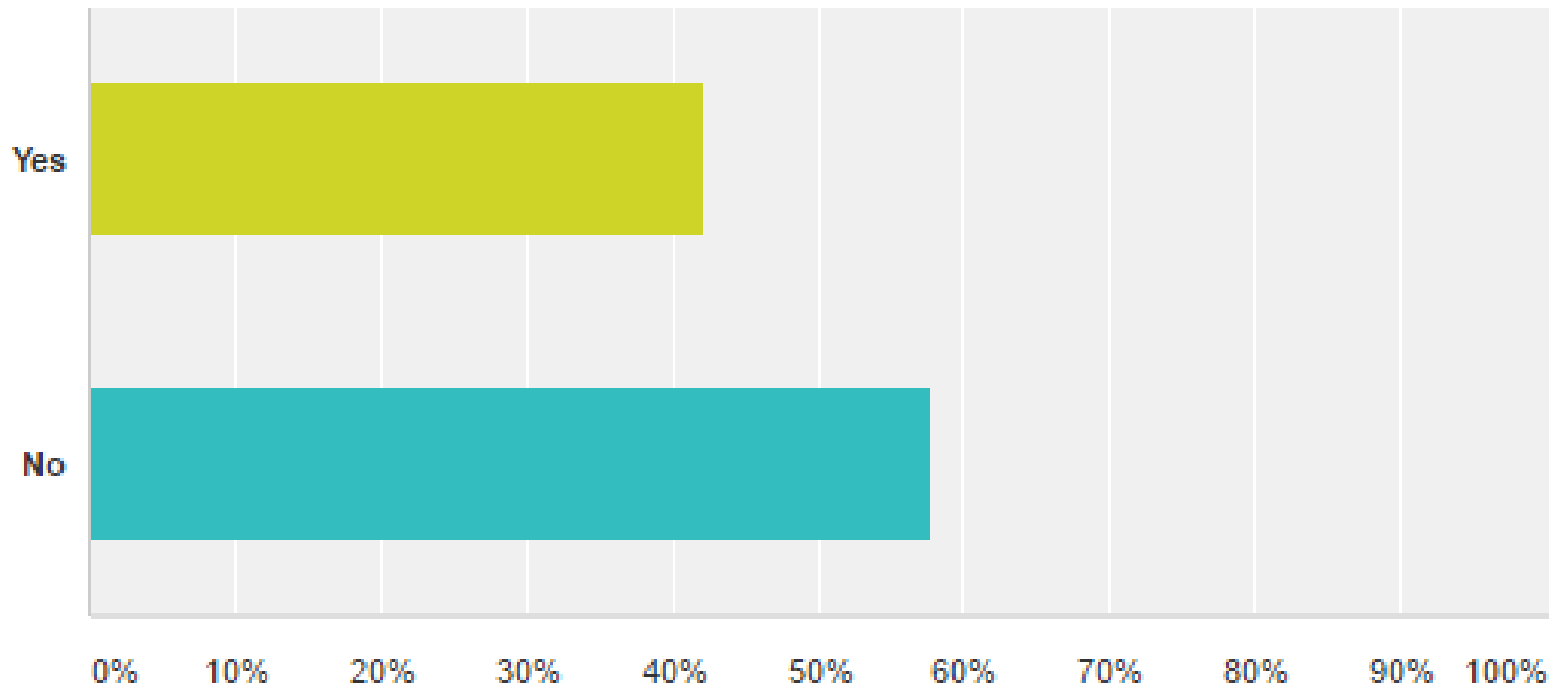
# What is your allocated offer result as per August 12th, 2016?

Answered: 19 Skipped: 0



# Was the allocated health service your 1st preference?

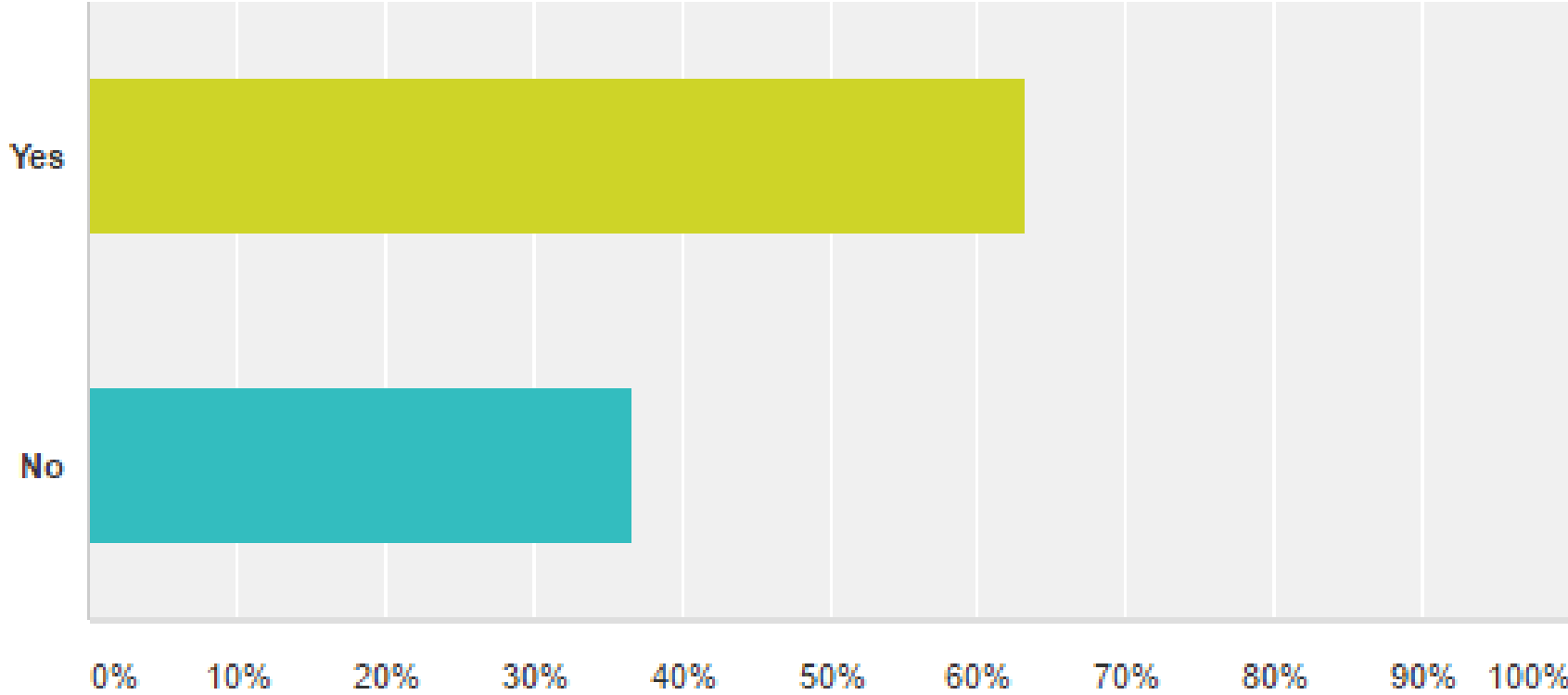
Answered: 19 Skipped: 0





# Was the allocated health service in the top 4 of your preferences?

Answered: 19 Skipped: 0

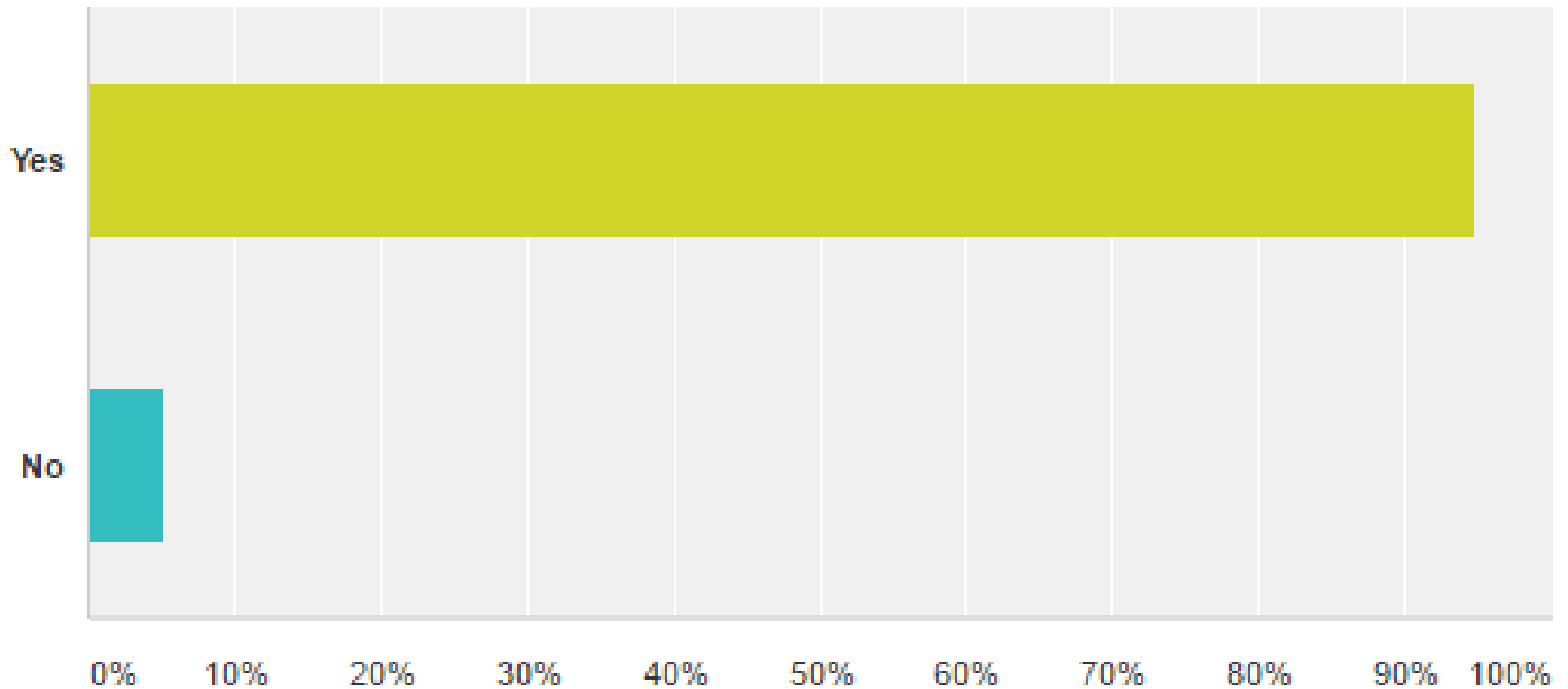


# To which health services are you matched to?

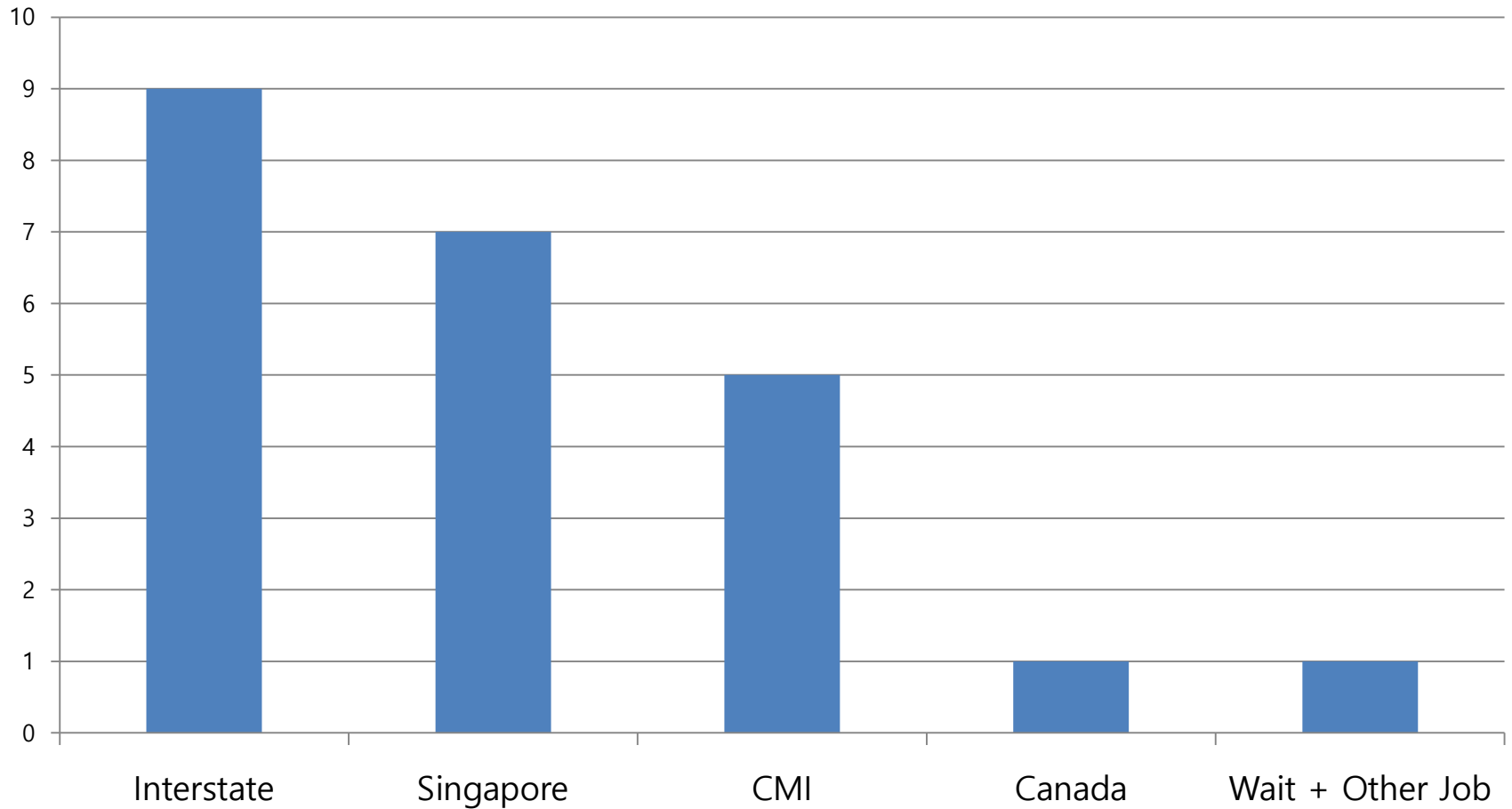


# Do you have any "back-up" plans apart from applying to Victorian health services?

Answered: 19 Skipped: 0



# Details of backup plans



# Interpretation of survey

From the 63% of international medical students of Melbourne University:

- Most (47.37%) applied to 16-20 health services, whereas 26.32% applied to more than 20.
- 78.95% of the survey participants were matched on Round Offer 2 (11/8/16)
- 42.11% got their 1<sup>st</sup> preference
- 63.16% got their top 4 preference
- 94.74% had back up plans which included interstate, Singapore and CMI.

# End of stats

- The number of international students taken by each hospital changes from year to year.
- Apply widely – CMI, interstate, overseas
- All the best to all the MD4 students who remained unmatched at this stage. With time, we hope to hear more good news.
- Please feel free to contact me on [international@ummss.org.au](mailto:international@ummss.org.au) for any questions or concerns.

Why advocacy?

# You should be passionate about it

- It means YOUR job, YOUR future.
- Victoria is unique in that we prioritise INTERNATIONAL students from the state OVER DOMESTIC interstate students.
- If the prioritisation list changes, your jobs are at a stake.
- What can you do? Express your concerns and your opinions via SURVEYS & AMSA INVOLVEMENT (COUNCIL, THINKTANKS)



## POLICIES FOR THIRD COUNCIL

---

Below is the list of Policy Documents up for Review, Edit and Discussion at the Third AMSA Council in 2016.

You can view the Policy Summary document [here](#)

The following links are for the Full Policy Documents.

### *New Policies*

1. [Blood Borne Viruses Policy](#)
2. [Global Food and Nutrition Policy](#)

### *Policy Reviews*

3. [Ethical Recruitment of International Students Policy](#)
4. [Climate change and Health Policy](#)
5. [Health Care Worker in Conflict Zones Policy](#)

### *Policy Mergers*

6. [Research and Reportage Policy – \(Research \(open access\) policy \(2013\) and Research \(trial registration and reporting\) policy \(2013\)\)](#)

### *Policy Discussion*

7. [Internship Priority System Discussion Paper](#) – This will for the most part be covered in the National Survey. But as it will be something that will be discussed at council members may also want to discuss it within their think tanks.



# <http://bit.ly/natsurvey16>

**\* 10. Are you in support of all states following consistent priority systems for internship allocations?**

- Yes, each state should have the same priority system
- No, states should have the ability to decide their own priority systems
- Unsure

**\* 11. Please rank the following groups of applicants from priority level 1 – 7 (1 being highest and 7 being lowest) according to how you believe internships should be allocated?**

⋮	<input type="text"/>	Domestic students applying in the state in which they have graduated medical school
⋮	<input type="text"/>	International students applying in the state in which they have graduated medical school
⋮	<input type="text"/>	Domestic students applying in a state in which they completed year 12 but did not graduate from medical school
⋮	<input type="text"/>	Domestic students applying in a state in which they neither completed year 12 nor graduated from medical school
⋮	<input type="text"/>	Domestic students applying in a state other than that in which they completed medicine, and were not able to obtain an internship in their home state due to a shortage of available positions for domestic students
⋮	<input type="text"/>	International students applying in a state other than that in which they completed medicine
⋮	<input type="text"/>	Graduates of medical schools outside of Australia

# WEDNESDAY (14/9/16) 5-7pm, W130 Medical building



The banner features a dark blue background with the text "AMSA Third Council" in orange at the top, a brain icon in the center, and "Think Tank" in orange below it. At the bottom left, there is a white box with "14 SEPT" and the text "AMSA Third Council Think Tank" in white.

Public · Hosted by The University of Melbourne Medical Student...

Interested Invite ...

Wednesday at 17:00–19:00  
Next Week

W130 Medical Building, the University of Melbourne

Eloise and Samantha are going

## Internship priority

Please order the following options in order of preference \*

	1 - Most preferred	2	3	4 - Least preferred
There should be no priority system. All students are treated equally when applying for internships	<input type="radio"/>	<input type="radio"/>	<input type="radio"/>	<input type="radio"/>
Current Victorian System; P1: Domestic within state, P2: International within state, P3: Domestic + International interstate	<input type="radio"/>	<input type="radio"/>	<input type="radio"/>	<input type="radio"/>
Domestic Student priority: P1: Domestic within state, P2: Domestic interstate, P3: International	<input type="radio"/>	<input type="radio"/>	<input type="radio"/>	<input type="radio"/>
Hybrid system: P1: Domestic within state, P2: Domestic who miss out on their home state, P3: International within state, P4: International + Domestic choosing from interstate	<input type="radio"/>	<input type="radio"/>	<input type="radio"/>	<input type="radio"/>

Victoria currently allocates internships based on merit (i.e. Z-score). Other states use a ballot based system for internship allocation. Which do you prefer? \*

- Merit
- Ballot

AMSA THINKTANK  
Survey:

[https://docs.google.com/forms/d/e/1FAIpQLSdnGtAQ49\\_wNW0o26nZm7c33ljrrl-jKgVE6QzNzUO6JYiGLA/viewform](https://docs.google.com/forms/d/e/1FAIpQLSdnGtAQ49_wNW0o26nZm7c33ljrrl-jKgVE6QzNzUO6JYiGLA/viewform)

# Power of surveys

- Strong quantitative evidence
- E.g. ethical recruitment of international students survey 2016:
  - 12.5% of international students reported being informed of the 10-year moratorium on practice prior to admission, while 96% were informed of the internship crisis
  - 67% of international students received no figures estimating their changes of obtaining an internship following graduation
  - 94% of international students do not believe universities do their best to notify potential students of the internship shortfall and of the 10-year moratorium
  - 53% of international students would have altered their decision to study medicine in Australia had they been provided more information
  - **73% would not recommend enrollment in Australian medical schools to others given the current career prospects**

- Your future, your choice.
- Remember: your contribution to surveys & advocacy matter more than your grades or CV when your job vacancy is at stake.

# Thank you

- Next event: ourdoor de-stress activity
  - Sunday, 25<sup>th</sup> September 2016
  - Royal Botanical Gardens BBQ (South Yarra)
  - Thousand Steps + BBQ (Dandenong)